



LevelOne Midface

A Comprehensive Solution
for Osteosynthesis in the Midface



Oral and maxillo-facial surgery is our passion! Its further development, together with our customers, is our ambition. Every day we work on developing innovative products and services which meet the highest demands on quality, and which contribute to the wellbeing of the patient.

LevelOne Midface Set

A Comprehensive Solution for the Osteosynthesis in the Midface

Fields of use

- Use in the repair and the reconstruction of the craniofacial skeleton due to trauma, especially for the osteosynthesis of
 - LeFort planes
 - Naso- and intra-orbital region
 - Orbital rim
 - Zygomatic complex
 - Frontal and maxillary sinus

Features and Benefits

One screw fits all maxDrive® 1.5 mm micro screws can be used with one single blade for all available plate profiles.



Plate profile



0.6 mm – silver



0.8 mm – gold



1.0 mm – pink

Color codings

Eleven different plate shapes in three different colors acc. to their thickness facilitate selection.

Tab attachment

All plates are provided with a tab for secure grip, easy placement and full traceability thanks to marked lot numbers on the plates' surfaces.

Double L-plate hole countersink

Thanks to plate hole countersinks on the both L-plate sides, plates can be either used on the left and the right side of the patient. Inventory is considerably reduced.

Standardized instruments

The complete set of instruments for easy contouring, cutting and insertion of the plates is provided within the set.


Individual solutions

Additional instruments for zygomatic fracture reduction as well as eyeball elevation are included on top.

Midface Set Plates with Profile 0.6 mm



1/1				
	25-306-04-09	25-306-06-09	25-306-07-09	25-306-09-09
	25-306-04-71	25-306-06-71	25-306-07-71	25-306-09-71
	= 0.6 mm	= 0.6 mm	= 0.6 mm	= 0.6 mm
	25-306-04-89	25-306-06-89	25-306-07-89	25-306-09-89
1/1				
	25-306-14-09	25-306-16-09	25-306-17-09	25-306-18-09
	25-306-14-71	25-306-16-71	25-306-17-71	25-306-18-71
	= 0.6 mm	= 0.6 mm	= 0.6 mm	= 0.6 mm
	25-306-14-89	25-306-16-89	25-306-17-89	25-306-18-89
1/1				
	25-306-22-09	25-306-24-09		
	25-306-22-71	25-306-24-71		
	= 0.6 mm	= 0.6 mm		
	25-306-22-89	25-306-24-89		




Explanation of icons


Ti Pure titanium

Al Aluminum

1 Units/pack

 Plate profile

STERILE Sterile packed implants


 Template



1/1

25-306-32-09 **Ti** **1**

25-306-32-71 **Ti** **1**

 = 0.6 mm


25-306-32-89 **Al** **1**



1/1

25-043-01-09 **Ti** **1**

25-043-01-71 **Ti** **1**

 = 0.3 mm



1/1

25-007-80-09 **Ti** **1** 80 x 80 mm  = 0.3 mm

25-007-80-71 **Ti** **1** 80 x 80 mm  = 0.3 mm

25-008-80-09 **Ti** **1** 80 x 80 mm  = 0.6 mm

25-008-80-71 **Ti** **1** 80 x 80 mm  = 0.6 mm

Midface Set Plates with Profile 0.8 mm



25-308-04-09 Ti 1
25-308-04-71 Ti 1

⌀ = 0.8 mm

25-306-04-89 Al 1



25-308-06-09 Ti 1
25-308-06-71 Ti 1

⌀ = 0.8 mm

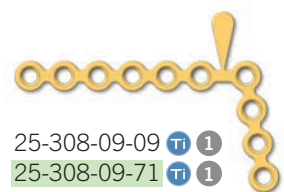
25-306-06-89 Al 1



25-308-07-09 Ti 1
25-308-07-71 Ti 1

⌀ = 0.8 mm

25-306-07-89 Al 1



25-308-09-09 Ti 1
25-308-09-71 Ti 1

⌀ = 0.8 mm

25-306-09-89 Al 1



25-308-14-09 Ti 1
25-308-14-71 Ti 1

⌀ = 0.8 mm

25-306-14-89 Al 1



25-308-16-09 Ti 1
25-308-16-71 Ti 1

⌀ = 0.8 mm

25-306-16-89 Al 1



25-308-17-09 Ti 1
25-308-17-71 Ti 1

⌀ = 0.8 mm

25-306-17-89 Al 1









25-308-18-09 Ti 1
25-308-18-71 Ti 1

⌀ = 0.8 mm

25-306-18-89 Al 1










Explanation of icons








-  Pure titanium
-  Aluminum
-  Units/pack
-  Plate profile
-  Sterile packed implants
-  Template



1/1








- 25-308-22-09  
- 25-308-22-71  
-  = 0.8 mm
- 25-306-22-89  

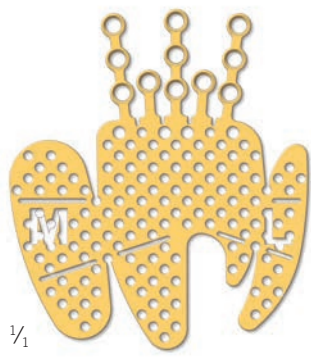


- 25-308-24-09  
- 25-308-24-71  
-  = 0.8 mm
- 25-306-24-89  








1/1

- 25-308-32-09  
- 25-308-32-71  
-  = 0.8 mm
- 25-306-32-89  



1/1

- 25-043-02-09  
- 25-043-02-71  
-  = 0.5 mm

Midface Set Plates with Profile 1.0 mm



25-310-04-09 Ti 1
25-310-04-71 Ti 1

⌀ = 1.0 mm


25-306-04-89 Al 1



25-310-06-09 Ti 1
25-310-06-71 Ti 1

⌀ = 1.0 mm

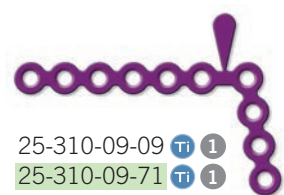
25-306-06-89 Al 1



25-310-07-09 Ti 1
25-310-07-71 Ti 1

⌀ = 1.0 mm

25-306-07-89 Al 1



25-310-09-09 Ti 1
25-310-09-71 Ti 1

⌀ = 1.0 mm

25-306-09-89 Al 1



25-310-14-09 Ti 1
25-310-14-71 Ti 1

⌀ = 1.0 mm

25-306-14-89 Al 1



25-310-16-09 Ti 1
25-310-16-71 Ti 1

⌀ = 1.0 mm

25-306-16-89 Al 1



25-310-17-09 Ti 1
25-310-17-71 Ti 1

⌀ = 1.0 mm

25-306-17-89 Al 1



25-310-18-09 Ti 1
25-310-18-71 Ti 1

⌀ = 1.0 mm

25-306-18-89 Al 1




Explanation of icons


Ti Pure titanium

Al Aluminum

1 Units/pack

 Plate profile


STERILE Sterile packed implants

 Template



25-310-22-09 **Ti** **1**

25-310-22-71 **Ti** **1**


 = 1.0 mm

25-306-22-89 **Al** **1**



25-310-24-09 **Ti** **1**

25-310-24-71 **Ti** **1**


 = 1.0 mm

25-306-24-89 **Al** **1**



25-310-32-09 **Ti** **1**

25-310-32-71 **Ti** **1**

 = 1.0 mm


25-306-32-89 **Al** **1**


Midface Set


Screws, Twist Drills and Screwdriver Blades

maxDrive®



Micro Screws		self-retaining		
	Ø x Length	5	STERILE 5	STERILE 1
		1.5 x 3.5 mm	25-875-03-09	25-875-03-75
	1.5 x 4 mm	25-875-04-09	25-875-04-75	25-875-04-71
	1.5 x 5 mm	25-875-05-09	25-875-05-75	25-875-05-71
	1.5 x 6 mm	25-875-06-09	25-875-06-75	25-875-06-71
	1.5 x 7 mm	25-875-07-09	25-875-07-75	25-875-07-71

Emergency Screws		self-retaining		
	Ø x Length	5	STERILE 5	STERILE 1
		1.8 x 3.5 mm	25-876-03-09	25-876-03-75
	1.8 x 4 mm	25-876-04-09		
	1.8 x 5 mm	25-876-05-09	25-876-05-75	25-876-05-71
	1.8 x 7 mm	25-876-07-09	25-876-07-75	25-876-07-71

Drill-Free Screws		self-retaining		
	Ø x Length	5	5	1
		1.5 x 3.5 mm	25-878-03-09	
	1.5 x 4 mm	25-878-04-09	25-878-04-75	25-878-04-71
	1.5 x 5 mm	25-878-05-09	25-878-05-75	25-878-05-71
	1.5 x 6 mm	25-878-06-09	25-878-06-75	25-878-06-71
	1.5 x 7 mm	25-878-07-09	25-878-07-75	25-878-07-71



1/2
25-407-04-04
Screwdriver handle with one flat side
12 cm / 4 5/8"

St sic 1



1/2
25-438-97-07
Screwdriver blade maxDrive® 1.5 mm

St 1



1/2
25-438-98-07
Sleeve for 25-438-97-07 to release the self-retaining mechanism between screw and screwdriver blade

St 1



Explanation of icons

Ti Titanium alloy

St Stainless steel

Sic Silicone

1 Plate profile

STERILE Sterile packed implants

Twist Drills

St
!



J-Notch attachment

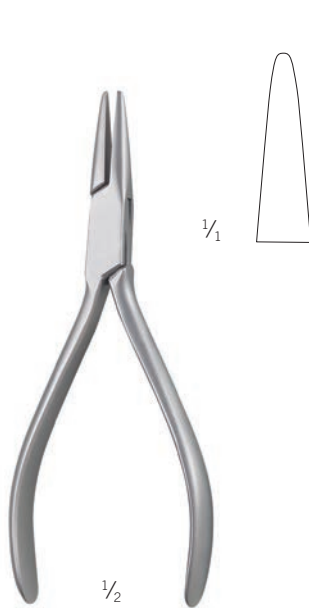
Ø x Length (mm)	Stop (mm)	Item No.	
1.1 x 50	3.5	25-452-03-07	5
1.1 x 50	3.5	25-452-03-91	1
1.1 x 50	5	25-452-05-07	5
1.1 x 50	5	25-452-05-71	1
1.1 x 50	5	25-452-05-91	1
1.1 x 50	7	25-452-07-07	5
1.1 x 50	7	25-452-07-71	1
1.1 x 50	7	25-452-07-91	1

St
!

Dental attachment

Ø x Length (mm)	Stop (mm)	Item No.	
1.1 x 45	5	25-458-05-07	1
1.1 x 45	7	25-458-07-07	1
1.1 x 45	15	25-458-15-07	1

Midface Set Instruments



25-516-13-07
Plate bending pliers
13.5 cm / 5 $\frac{3}{8}$ "

St 1



25-417-15-07
Plate bender
16 cm / 6 $\frac{2}{8}$ "

St 1



25-050-13-07
Plate cutter
13 cm / 5 $\frac{1}{8}$ "

St 1



Explanation of icons

- St** Stainless steel
- 1** Units/pack



25-052-13-07
Mesh cutter
13 cm / 5 1/8"

St 1



51-525-80-07
Plate holding forceps
15.5 cm / 6 1/8"

St 1



25-420-15-07
Midface drill guide
15 cm / 5 7/8"

St 1

Midface Set Instruments



38-695-21-07
Orbital retractor, left
20 cm / 7 7/8"

St 1



38-696-21-07
Orbital retractor, right
20 cm / 7 7/8"

St 1



Explanation of icons

- St** Stainless steel
- Sic** Silicone
- 1** Units/pack



1/2

Byrd
38-709-03-07
Zygoma reduction screw
10 cm / 4"

St 1



1/2

Byrd
25-438 -35-07
Zygoma reduction screw
for screwdriver handle 25-407-04-04
8 cm / 3 1/8"

St 1



1/2

25-407-04-04
Screwdriver handle
with one flat side
12 cm / 4 6/8"

St Sic 1



1/2

25-438-98-07
Sleeve for 25-438-97-07
to release the self-retaining
mechanism between screw and
screwdriver blade

St 1




1/2

25-480-15-07
Holding sleeve for
screw explanation

St 1

Midface Set Storage Modules and Inserts



55-969-65-04
Module complete
(without implants and instruments)




55-964-91-04
Insert for plates with profile 0.6 mm
(without implants)



55-964-92-04
Insert for plates with profile 0.8 mm
(without implants)



55-964-93-04
Insert for plates with profile 1.0 mm
(without implants)



55-964-81-04
Insert universal



55-964-83-04
Insert for screws
(without screws)

Midface Set Set Recommendation




1.5 mm Midface Set Recommendation

Item No.	Plates with profile 0.6 mm	Qty./Set
25-306-04-09	Plate, straight, 4-hole, profile 0.6 mm	4
25-306-06-09	Plate, straight, 6-hole, profile 0.6 mm	4
25-306-07-09	Plate, L-shape, 7-hole, profile 0.6 mm	4
25-306-09-09	Plate, L-shape, 10-hole, profile 0.6 mm	4
25-306-14-09	Plate, Cross-shape, 4-hole, profile 0.6 mm	4
25-306-16-09	Plate, double Y-shape, profile 0.6 mm	4
25-306-17-09	Plate, Y-shape, profile 0.6 mm	4
25-306-18-09	Plate, T-shape, profile 0.6 mm	4
25-306-22-09	Mesh, 6 x 2 holes, profile 0.6 mm	2
25-306-24-09	Plate, straight, 24-hole, profile 0.6 mm	2
25-306-32-09	Orbita Plate, 12-hole, profile 0.6 mm	2

Item No.	Plates with profile 1.0 mm	Qty./Set
25-310-04-09	Plate, straight, 4-hole, profile 1.0 mm	2
25-310-06-09	Plate, straight, 6-hole, profile 1.0 mm	2
25-310-07-09	Plate, L-shape, 7-hole, profile 1.0 mm	2
25-310-09-09	Plate, L-shape, 10-hole, profile 1.0 mm	2
25-310-14-09	Plate, Cross-shape, profile 1.0 mm	2
25-310-16-09	Plate, double Y-shape, profile 1.0 mm	2
25-310-17-09	Plate, Y-shape, profile 1.0 mm	2
25-310-18-09	Plate, T-shape, profile 1.0 mm	2
25-310-22-09	Mesh, 6 x 2 holes, profile 1.0 mm	1
25-310-24-09	Plate, straight, 24-hole, profile 1.0 mm	1
25-310-32-09	Orbita Plate, 12-hole, profile 1.0 mm	1

	Plates with profile 0.8 mm	
25-308-04-09	Plate, straight, 4-hole, profile 0.8 mm	4
25-308-06-09	Plate, straight, 6-hole, profile 0.8 mm	2
25-308-07-09	Plate, L-shape, 7-hole, profile 0.8 mm	4
25-308-09-09	Plate, L-shape, 10-hole, profile 0.8 mm	2
25-308-14-09	Plate, Cross-shape, profile 0.8 mm	2
25-308-16-09	Plate, double Y-shape, profile 0.8 mm	2
25-308-17-09	Plate, Y-shape, profile 0.8 mm	2
25-308-18-09	Plate, T-shape, profile 0.8 mm	2
25-308-22-09	Mesh, 6 x 2 holes, profile 0.8 mm	2
25-308-24-09	Plate, straight, 24-hole, profile 0.8 mm	2
25-308-32-09	Orbita Plate, 12-hole, profile 0.8 mm	2

Item No.	Mesh	
25-043-01-09	Orbita Mesh, profile 0.3 mm	2
25-043-02-09	Orbita Mesh, profile 0.5 mm	1
25-007-80-09	3D Mesh 80 x 80 mm, profile 0.3 mm	1
25-008-80-09	3D Mesh 80 x 80 mm, profile 0.5 mm	1



1.5 mm Midface Set Recommendation

Item No.	maxDrive® Screws	Qty./Set
25-875-03-09	1.5 x 3.5 mm (pck./5 pcs.)	optional
25-875-04-09	1.5 x 4.0 mm (pck./5 pcs.)	optional
25-875-05-09	1.5 x 5.0 mm (pck./5 pcs.)	optional
25-875-06-09	1.5 x 6.0 mm (pck./5 pcs.)	optional
25-875-07-09	1.5 x 7.0 mm (pck./5 pcs.)	optional

	maxDrive® Emergency Screws	
25-876-03-09	1.8 x 3.5 mm (pck./5 pcs.)	1
25-876-04-09	1.8 x 4.0 mm (pck./5 pcs.)	2
25-876-05-09	1.8 x 5.0 mm (pck./5 pcs.)	optional
25-876-07-09	1.8 x 7.0 mm (pck./5 pcs.)	optional

	maxDrive® Drill-Free Screws	
25-878-03-09	1.5 x 3.5 mm (pck./5 pcs.)	2
25-878-04-09	1.5 x 4.0 mm (pck./5 pcs.)	5
25-878-05-09	1.5 x 5.0 mm (pck./5 pcs.)	5
25-878-06-09	1.5 x 6.0 mm (pck./5 pcs.)	3
25-878-07-09	1.5 x 7.0 mm (pck./5 pcs.)	2

	Twist Drills	
25-452-03-91	Twist Drill, 1.1 x 50 mm, 3.5-mm stop, J-Notch	optional
25-452-05-91	Twist Drill, 1.1 x 50 mm, 5-mm stop, J-Notch	optional
25-452-07-91	Twist Drill, 1.1 x 50 mm, 7-mm stop, J-Notch	optional

Item No.	Templates	Qty./Set
25-306-04-89 – 25-306-32-89	Templates Aluminum	optional

	Instruments	
25-050-13-07	Plate Cutter, 13 cm	1
25-052-13-07	Mesh Cutter, 13 cm	1
25-407-04-04	Screwdriver Handle	2
25-438-97-07	Screwdriver Blade maxDrive® 1.5	2
25-417-15-07	Bending Pliers	1
25-420-15-07	Protection Sleeve	optional
25-438-35-07	Byrd Screw 3.5 for Screwdriver Handle	1
38-709-03-07	Byrd Screw 3.5 with turning Handle	optional
25-516-13-07	Modelling Pliers	2
38-695-21-07	Orbital Retractor, left	1
38-696-210-07	Orbital Retractor, right	1
51-525-80-07	Plate Holding Forceps, curved	1

	Storage	
55-969-65-04	Midface Module, complete (incl. Inserts, Lid and Instrument Drawer) without Implants and Instruments	1
55-964-81-04	Insert universal	optional
55-964-91-04	Insert for Plates with profile 0.6 mm	optional
55-964-92-04	Insert for Plates with profile 0.8 mm	optional
55-964-93-04	Insert for Plates with profile 1.0 mm	optional
55-964-83-04	Insert with Lid for Clip Magazines	optional
55-969-52-04	Midface Module, only (without Inserts, Lid and Instrument Drawer)	spare
55-963-56-04	Lid for Midface Module	spare
55-969-64-04	Instrument Drawer, empty without Instruments	spare

KLS Martin Group

KLS Martin Australia Pty Ltd.

Sydney · Australia
Tel. +61 2 9439 5316
australia@klsmartin.com

KLS Martin do Brasil Ltda.

São Paulo · Brazil
Tel. +55 11 3554 2299
brazil@klsmartin.com

KLS Martin Medical (Shanghai) International Trading Co., Ltd

Shanghai · China
Tel. +86 21 5820 6251
info@klsmartin.com

KLS Martin India Pvt Ltd.

Chennai · India
Tel. +91 44 66 442 300
india@klsmartin.com

KLS Martin Italia S.r.l.

Milan · Italy
Tel. +39 039 605 67 31
info@klsmartin.com

KLS Martin Japan K.K.

Tokyo · Japan
Tel. +81 3 3814 1431
info@klsmartin.com

KLS Martin SE Asia Sdn. Bhd.

Penang · Malaysia
Tel. +604 261 7060
malaysia@klsmartin.com

KLS Martin de México, S.A. de C.V.

Mexico City · Mexico
Tel. +52 55 7572 0944
mexico@klsmartin.com

KLS Martin Nederland B.V.

Huizen · Netherlands
Tel. +31 35 523 45 38
infonl@klsmartin.com

KLS Martin SE & Co. KG

Moscow · Russia
Tel. +7 499 792 76 19
russia@klsmartin.com

KLS Martin Taiwan Ltd.

Taipei · Taiwan
Tel. +886 2 2325 3169
taiwan@klsmartin.com

KLS Martin SE & Co. KG

Dubai · United Arab Emirates
Tel. +971 4 454 16 55
middleeast@klsmartin.com

KLS Martin UK Ltd.

Reading · United Kingdom
Tel. +44 118 467 1500
info.uk@klsmartin.com

KLS Martin LP

Jacksonville · Florida, USA
Tel. +1 904 641 77 46
usa@klsmartin.com

KLS Martin SE Asia Sdn. Bhd.

Hanoi · Vietnam
Tel. +49 7461 706-0
info@klsmartin.com

KLS Martin SE & Co. KG

A company of the KLS Martin Group

KLS Martin Platz 1 · 78532 Tuttlingen · Germany
PO Box 60 · 78501 Tuttlingen · Germany
Tel. +49 7461 706-0 · Fax +49 7461 706-193
info@klsmartin.com · www.klsmartin.com