

L1[®] Customized

Customized storage system



Oral and maxillofacial surgery is our passion! It is our policy to continue enhancing it in collaboration with our customers. Day in, day out, we work to develop innovative products and services that satisfy the highest quality demands and contribute to the patient's well-being.

Table of Contents

| | Pages |
|------------------|---------|
| Introduction | 4 - 5 |
| Product Features | 6 - 9 |
| Product Range | 10 - 15 |



L1® Customized Customized storage system

Patient care is the top priority in the operating room. Efficiency and effectiveness are two essential factors in responding to this challenge at all times. This not only applies to the actual intervention: procedures and tasks before as well as after surgery contribute significantly to the success of treatment - in every single patient. For example, specialized OR staff prepare the necessary instruments and materials and store them again once the procedure has been completed. To ensure a smooth, stress-free procedure, universally applicable storage systems with clear labels for the required implants represent particularly useful aids.

The new L1® Customized system from KLS Martin offers the right solution and thus enables increased effectiveness in the OR. The versatile configurable storage system for plates and screws can be used for all surgical techniques in oral and maxillofacial surgery. It offers a customized solution for the storage and provision of implant systems.

Consisting of a container with a capacity for six individual sliding compartments, one can choose from a variety of plate and screw storage options. Depending on the configuration, corresponding labeling clips for screw features as well as plate illustrations provide additional orientation for OR staff. With L1® Customized, KLS Martin offers you a customized system which is suitable for further optimizing efficiency in the OR.

Feature, Function and Benefit



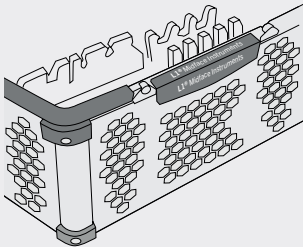
The L1® Customized system can be tailored specifically to suit customer requirements. By selecting the required items, this results in a simultaneous reduction of the inventory that needs to be managed.

Additionally, the versatile system allows for easy refilling with future items at a later date. With the different storage options and the flexible attachment of labeling clips, it is possible to react quickly to any adaptation. This method of "investment protection" provides an additional bonus to economic effectiveness.

L1® Customized – Storage

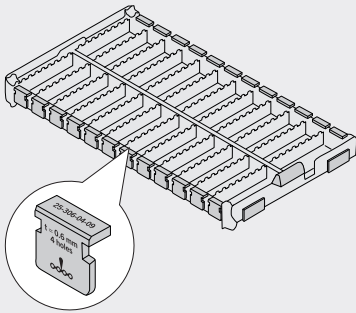
Feature

Benefit



- Stainless steel storage containers of honeycomb design combined with high-performance plastic

- Large openings ensure excellent rinsing capability
- Suitable for machine reprocessing



- The respective plate storage options have different compartment arrangements for storing large and small plates

- Simplified compilation of individual surgery sets via different storage modules

- In total, there is a choice of seven different plate storage options

- Different compartment layouts in the plate modules allow for individual set configurations

- Each module can be identified with different labeling clips

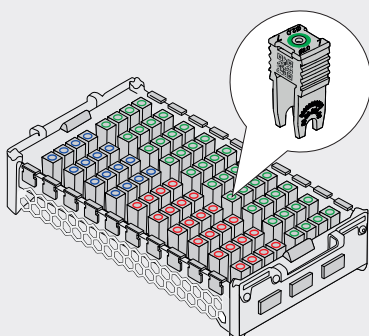
- Application-oriented access to the plates

- Individual labeling clips can be ordered flexibly

- Intuitive refilling via individual labeling clips

- Matted dark inner surfaces in the plate modules

- Increased contrast under surgical light



- Color coding and illustrations on the labeling clips simplify identification

- Investment protection given by clips that can be ordered separately

- Choice of several predefined labeling clips

- Simple ordering process due to predefined labeling clips

- Screws in single clips can be taken out of the screw module from any position

- Time savings due to faster identification by means of color codes and illustrations

Feature, Function and Benefit


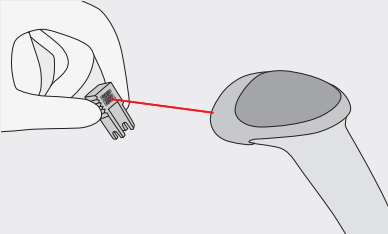
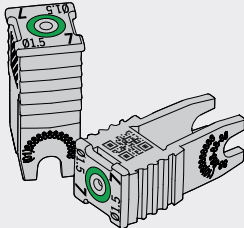


The L1® Customized storage system offers a full selection of plate and screw storage positions for a wide range of osteosynthesis profile thicknesses in oral and maxillofacial surgery.

In addition to the proven standard plates from the 1.0 / 1.5 Micro and 2.0 Mini systems, larger reconstruction plates as well as three-dimensionally pre-bent Smart3D plates can also be included in the system.

In combination with the flexibly configurable screw modules for maxDrive® screws with diameters of 1.0 mm to 3.0 mm, the L1® Customized system creates optimum conditions for successful surgical procedures.

L1® Customized – Storage

| Feature | Benefit |
|---|--|
|  <ul style="list-style-type: none">▪ Detachable ID tag with article number, batch number, GTIN number, and GS1 DataMatrix code | <ul style="list-style-type: none">▪ Enables reading or digital recording of all the relevant data, even in the case of very small implants▪ Batch retraceability for every single plate▪ Simplified reordering |
|  <ul style="list-style-type: none">▪ DataMatrix code for scanning with a 2D code scanner | <ul style="list-style-type: none">▪ Easy recording of all the implant data by scanning the DataMatrix code▪ 100% batch retraceability and transparent, patient-related documentation |
|  <ul style="list-style-type: none">▪ Screws in color-coded single clip with article number, batch number, GTIN number, and GS1 DataMatrix code | <ul style="list-style-type: none">▪ Clear identification of the respective screw diameter▪ Enables reading or digital recording of all the relevant data▪ Batch retraceability of every single screw |


L1® Customized – the Concept

Fields of Use

The L1® Customized system is used to store plates and screws for surgery in the field of oral and maxillofacial surgery.

The flexibility of the L1® Customized storage system is as varied as its fields of application. It provides optimal storage for plates and screws from the fields listed below.

- Neurosurgery
- Orthognathic surgery
- Trauma
- Reconstruction



The screw and plate modules are stored in the implant storage container.


The container offers capacity for a total of six sliding compartments, with a choice of different sliding modules. The following are available:



- 4 x 2/3 plate modules
- 2 x 1/3 plate modules
- 1 x space for free positioning
- 1 x 2/3 screw module
- 1 x 1/3 screw module

For transparent organization and easy identification all the module fronts have color-coded labeling clips that clearly indicate the contents.

Screw modules allow direct, application-oriented access to the screws. After surgery the empty single clips can be taken out of the module from any position.




To accommodate the different fields of application, the screw modules are available in two sizes, which can be equipped with different screw clips.

The small 1/3 screw module can accommodate a total of 40 screws stored in the single clip, while the larger 2/3 screw module can accommodate 100 screws.

All relevant data on the implant are provided on the single clip by labeling with article, batch and GTIN numbers. The printed DataMatrix code also enables easy recording with a scanner system and further processing of data.

That means all the conditions are fulfilled for ensuring transparent, patient-related and seamless documentation, as well as for reordering.

L1® Customized – Plate - and Screw Modules



In the plate module the plates are clearly arranged and kept separate from each other. Each plate compartment is marked at the side with a labeling clip that bears the article number, the profile, and a picture of the plate. As a result, the necessary information is provided for application-oriented access and intuitive refilling.


The matt inner surface of the module increases the contrast and allows comfortable, dazzle-free work under the surgical light.

The stackable modules, which are available in coordinated sizes, can also be used individually without a storage container. Consequently, it is possible to customize set design in a simple and practical manner.

All implant modules, both plate as well as screw modules, are cleaning and sterilization validated, and suitable for machine reprocessing. They thus meet the requirements for optimal reprocessing.



55-993-01-04
Implant container
without modules



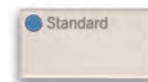


Each screw module can be individually equipped with different labeling clips per screw indication, screw diameter and screw length.

In addition to labeling clips for customized labels, predefined clips are also available. These predefined clips cover a wide range of possible applications and also facilitate the ordering process.

All available labeling clips can be viewed online and can be found using the QR code given on the edge. The document can be accessed using the illustrated QR code or online at www.klsmartin.com/labeling-clips.

If you have any questions about the configuration, please contact your KLS Martin contact person



55-993-02-04
Screw module 2/3
(100 screw single clips)




55-993-03-04
Screw module 1/3
(40 screw single clips)


L1® Customized – Plate Modules




55-993-04-04
L1® Customized Module 1
(without labeling clips)
Number of compartments: 23




55-993-05-04
L1® Customized Module 2
(without labeling clips)
Number of compartments: 24



55-993-06-04
L1® Customized Module 3
(without labeling clips)
Number of compartments: 19



55-993-07-04
L1® Customized Module 4
(without labeling clips)
Number of compartments: 14




55-993-08-04
L1® Customized
Free Storage Tray
Number of compartments: 1




55-993-09-04
L1® Customized Module 5
(without labeling clips)
Number of compartments: 10



55-993-10-04
L1® Customized Module 6
(without labeling clips)
Number of compartments: 10





The L1® Customized system includes a variety of plate geometries for use across a wide range of surgical disciplines in oral and maxillofacial surgery.

A listing of all available plates can be accessed using the illustrated QR code or online at www.klsmartin.com/overview-plates. To get a better idea of the individual plates, corresponding illustrations of the plates are provided next to the respective article numbers. In addition, the overview offers the option of setting different filters.



If you have any questions about the configuration, please contact your KLS Martin contact person

| Artikelnr. | Description | Image | System | Geometry | 55-993-04-04 | 55-993-05-04 | 55-993-06-04 | 55-993-07-04 | 55-993-09-04 | 55-993-10-04 |
|--------------|--|-------|-----------|----------------|--------------|--------------|--------------|--------------|--------------|--------------|
| 25-304-55-91 | Micro plate, 1.5, 4-hole, straight, T = 0,6 mm | | 1.5 Micro | Straight Plate | yes | yes | yes | yes | yes | yes |
| 25-306-00-91 | Micro plate, 1.5, 6-hole, straight, T = 0,6 mm | | 1.5 Micro | Straight Plate | yes | yes | yes | yes | yes | yes |
| 25-306-55-91 | Micro plate, 1.5, 6-hole, straight, short, T = 0,6 mm | | 1.5 Micro | Straight Plate | yes | yes | yes | yes | yes | yes |
| 25-308-00-91 | Micro plate, 1.5, 8-hole, straight, T = 0,6 mm | | 1.5 Micro | Straight Plate | yes | yes | yes | yes | yes | yes |
| 25-310-70-91 | Micro plate, 1.5, 4-hole, L-shape, left, medium, T = 0,6 mm | | 1.5 Micro | L-Plate | yes | yes | yes | yes | yes | yes |
| 25-310-85-91 | Micro plate, 1.5, 4-hole, L-shape, left, long, T = 0,6 mm | | 1.5 Micro | L-Plate | yes | yes | yes | yes | yes | yes |
| 25-311-70-91 | Micro plate, 1.5, 4-hole, L-shape, right, medium, T = 0,6 mm | | 1.5 Micro | L-Plate | yes | yes | yes | yes | yes | yes |
| 25-311-85-91 | Micro plate, 1.5, 4-hole, L-shape, right, long, T = 0,6 mm | | 1.5 | L-Plate | yes | yes | yes | yes | yes | yes |
| 25-314-85-91 | Micro plate, 1.5, 5-hole, L-shape, left, long, 100°, T = 0,6 mm | | 1.5 | L-Plate | yes | yes | yes | yes | yes | yes |
| 25-315-06-91 | Micro plate, 1.5, 6-hole, T-shape, T = 0,6 mm | | 1.5 | Other | yes | yes | yes | yes | yes | yes |
| 25-315-85-91 | Micro plate, 1.5, 5-hole, L-shape, right, long, 100°, T = 0,6 mm | | 1.5 | L-Plate | yes | yes | yes | yes | yes | yes |
| 25-322-55-91 | Micro plate, 1.5, 6-hole, double-Y-shape, T = 0,6 mm | | 1.5 | Y-Plate | yes | yes | yes | yes | yes | yes |
| 25-326-55-91 | Micro plate, 1.5, 4-hole, crossshape, T = 0,6 mm | | 1.5 | Other | yes | yes | yes | yes | yes | yes |
| 25-325-10-91 | Micro plate, 1.5, 10-hole, Orbika, T = 0,6 mm | | 1.5 Micro | Other | yes | yes | yes | yes | yes | yes |

KLS Martin Group

KLS Martin Australia Pty Ltd.

Sydney · Australia
Tel. +61 2 9439 5316
australia@klsmartin.com

KLS Martin Italia S.r.l.

Milan · Italy
Tel. +39 039 605 67 31
info@klsmartin.com

KLS Martin Nederland B.V.

Huizen · Netherlands
Tel. +31 35 523 45 38
infonl@klsmartin.com

KLS Martin UK Ltd.

Reading · United Kingdom
Tel. +44 118 467 1500
info.uk@klsmartin.com

KLS Martin do Brasil Ltda.

São Paulo · Brazil
Tel. +55 11 3554 2299
brazil@klsmartin.com

KLS Martin Japan K.K.

Tokyo · Japan
Tel. +81 3 3814 1431
info@klsmartin.com

KLS Martin SE & Co. KG

Moscow · Russia
Tel. +7 499 792 76 19
russia@klsmartin.com

KLS Martin LP

Jacksonville · Florida, USA
Tel. +1 904 641 77 46
usa@klsmartin.com

KLS Martin Medical (Shanghai) International Trading Co., Ltd

Shanghai · China
Tel. +86 21 5820 6251
info@klsmartin.com

KLS Martin SE Asia Sdn. Bhd.

Penang · Malaysia
Tel. +604 261 7060
malaysia@klsmartin.com

KLS Martin Taiwan Ltd.

Taipei · Taiwan
Tel. +886 2 2325 3169
taiwan@klsmartin.com

KLS Martin SE Asia Sdn. Bhd.

Hanoi · Vietnam
Tel. +49 7461 706-0
info@klsmartin.com

KLS Martin India Pvt Ltd.

Chennai · India
Tel. +91 44 66 442 300
india@klsmartin.com

KLS Martin de México, S.A. de C.V.

Mexico City · Mexico
Tel. +52 55 7572 0944
mexico@klsmartin.com

KLS Martin SE & Co. KG

Dubai · United Arab Emirates
Tel. +971 4 454 16 55
middleeast@klsmartin.com

KLS Martin SE & Co. KG

A company of the KLS Martin Group

KLS Martin Platz 1 · 78532 Tuttlingen · Germany
PO Box 60 · 78501 Tuttlingen · Germany
Tel. +49 7461 706-0 · Fax +49 7461 706-193
info@klsmartin.com · www.klsmartin.com